


# FULL-HEIGHT TURNSTILE BICYCLONE B700

Bicyclone turnstile barrier gate designed as a combination extended passage with regular single pedestrian entry point within one full height turnstile. Extended passage ensures smooth entry of bicycles, wheelchairs, large volume belongs and materials. Can be supplied both in fully welded or assembly (attractive for transportation) design.



## MODEL OF THE FULL-HEIGHT TURNSTILE SERIES GUARANTEES FULL PROTECTION OF THE TERRITORY

 20  
pers/min  
CROSSING CAPACITY  
(through the rotor)

 650 700  
mm mm  
PASSAGE WIDTH GATE WIDTH

 IP 41/54\*  
PROTECTIVE LEVEL

 MOTORIZED

 BI-DIRECTIONAL

### Advantages

- Bi-directional
- Variety of metal and metal treatment types
- Three arms (angle between bars 120°) and four arms (angle between bars 90°) modifications

Integration with any type of access control and ID systems

- Low power consumption
- Whisper quiet, low noise operation
- Possibility of customization
- Wide range of accessories
- Complete supply set as a standard
- Fail-safe (automatic opening in both direction when power goes off)

### Standard

- 2 types of LED indication
- Hard Wired remote control
- Fail secure (with manual unlock by key)

### Options

- Any access control systems upon request (e.g. passage counter, RFID/Proximity/BioMetric readers, coin acceptor, push button, barcode and QR-code reader)
- Heating function for external installation (for cold climates)
- Protective canopy or roof
- Fail-safe (automatic opening entrance, exit or both direction when power goes off)

\* first figure is for indoor installation, second figure is for outdoor installation.  
Protection level could be up to IP65 upon request.



www.tiso.global  
+380 (44) 291-21-11  
e-mail: sales@tiso.global



### Technical Specifications:

Unit width, mm	2315
Unit length, mm	1170
Unit high, mm	2300
Standard mechanism - gate - rotor	Servo-drive (Motorized) Electro-mechanical
Available mechanism - rotor	Servo-drive (Motorized)

#### Controlled by:



access control system;



manual control

When power goes OFF both directions are open.

#### Electrical Specifications:

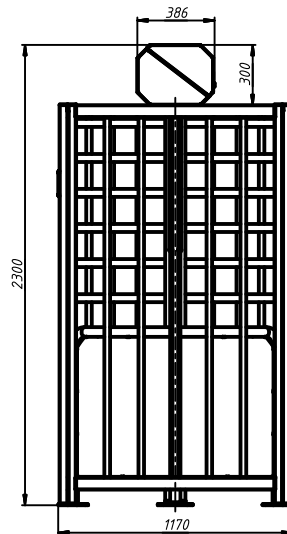
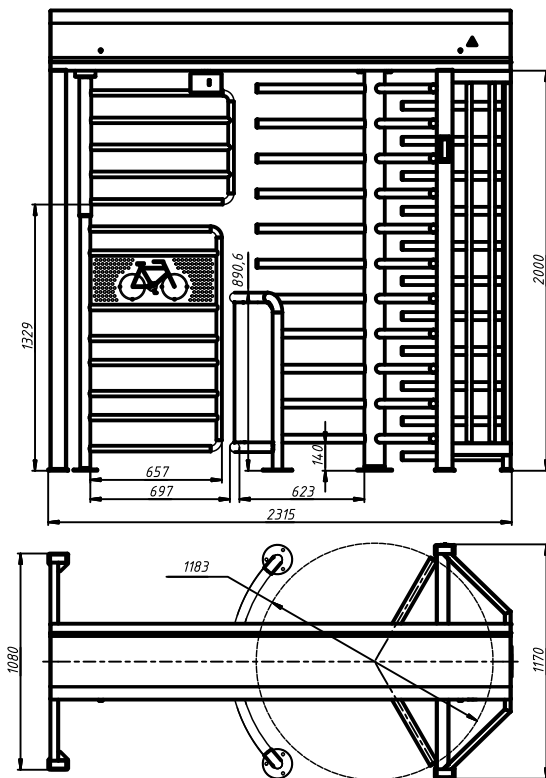
- Voltage:
  - from the AC (100-240)V, 50/60Hz;
  - from a DC source 12 V;
- Maximum power consumption 210W per pass

#### Materials

Standard housing	Brushed SS AISI 304
Available housing	Brushed SS AISI 316 Polished SS AISI 304 Polished SS AISI 316 Powder coated RAL

#### Installation areas:

- Governmental Institutions
- Military Bases
- Nuclear Power Plants
- Production sites (Industrial Plants)
- Commercial areas
- Financial institutions
- Airport Premises
- Business (Office) Centers
- Hotels
- Sport Complexes
- Recreation areas
- Urban areas
- Education Institutions
- others



\*\* Protective canopy or roof available up on request



www.tiso.global  
+380 (44) 291-21-11  
e-mail: sales@tiso.global

