

# BICYCLONE

Bicyclone turnstile barrier gate designed as a combination extended passage with regular single pedestrian entry point within one full height turnstile.

Extended passage ensures smoothness entry of bicycles, wheelchairs, large volume belongings and materials. Can be supplied both in fully welded or assembly (attractive for transportation) design.

## FULL-HEIGHT TURNSTILE



## MODEL OF THE FULL-HEIGHT TURNSTILE SERIES

## GUARANTEES FULL PROTECTION OF THE TERRITORY

 rotor: 650  
gate: 700/900  
mm  
PASSAGE WIDTH

 20  
pers./min  
SINGLE ACCESS

 30  
pers./min  
FREE ACCESS

 IP 41-65\*  
PROTECTIVE LEVEL

 BI-DIRECTIONAL

### Key advantages

- Combines a turnstile for pedestrian access with a gate for bicycles or wheelchair
- Can be supplied as fully welded or in disassembled condition which has perfect effect to transportation cost
- Low noise system operation
- Successful combination of affordable price and high quality
- Wide range of accessories
- Steadfast housing suitable for high traffic areas
- Can be integrated with any type of access control systems
- Low power consumption
- Wired remote control panel is in a standard kit
- In case of power failure: fail-secure for rotor (locked in both directions) and fail-safe for gate (free access)

### Options

- Any access control systems upon request (e.g. passage counter, RFID/Proximity/BioMetric readers, coin acceptor, push button, barcode and QR-code reader)
- Option "Servo-drive" for rotor
- OEM / logo application
- Heating/cooling option
- Weather pack - IP 54/IP 65
- Canopy/ Roof
- Lane light
- Ramped base mobile/ Square, perforated platform
- Ground frame for installation
- Fail-safe/fail-safe mode under request
- Emergency door

\* available upon request





www.tiso.global  
+380 (44) 291-21-11  
e-mail: sales@tiso.global



## Technical Specifications:

	with gate passage width 700mm	with gate passage width 900mm
Unit width, mm	2315	2515
Unit length, mm	1170	1170
Unit height, mm	2300	2300
Passage width, mm	for rotor 650, for gate 700	for rotor 650, for gate 900
Rotor mechanism	StrongLock-EM (electromechanical) or StrongLock-Servo)	
Gate mechanism	servo-driven	
MCBF, cycles	5 000 000	
Standard housing	Brushed SS AISI 304	
	Brushed SS AISI 316	
	Polished SS AISI 304	
Available housing	Polished SS AISI 316	
	Hot dip galvanized	
	Powder coated RAL	

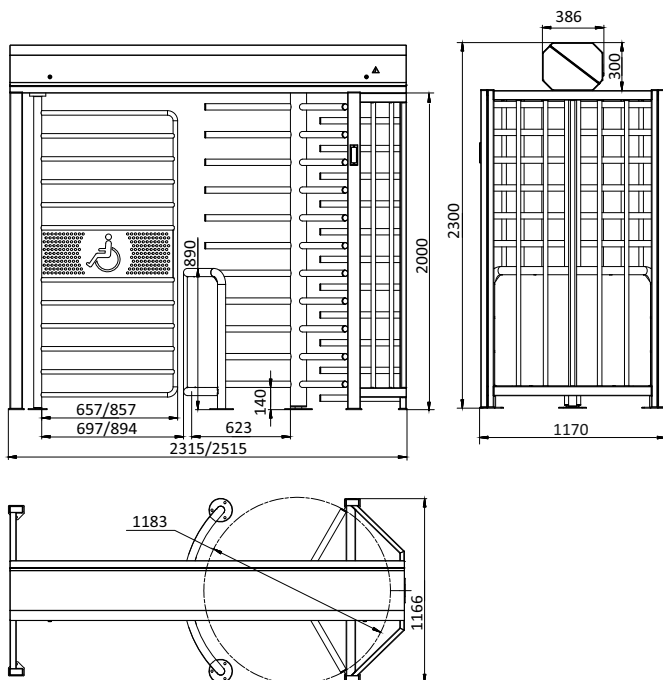
- Controlled by:**
-  access control system;
  -  manual control

When power goes OFF:  
rotor is locked in both directions, gate is unlocked.

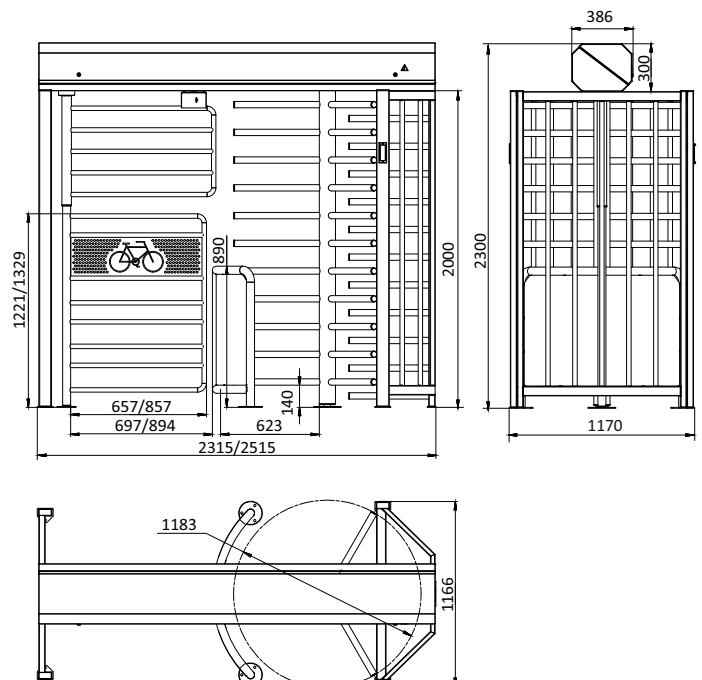
## Electrical Specifications:

- Voltage:
  - from the AC (100-240)V, 50/60Hz;
  - from a DC source 12 V;
- Maximum power consumption 160 W per pass.

### Bicyclone with gate for wheelchair



### Bicyclone with gate for bicycle



## Recommended installation areas:

- Sport Complexes
- Recreation areas
- Governmental Institutions
- Production sites (Industrial Plants)
- Commercial areas
- Education Institutions
- Military Bases
- Urban areas
- Financial Institutions and others



www.tiso.global  
+380 (44) 291-21-11  
e-mail: sales@tiso.global

